


Parts Catalog

Mazda MX-5 MIATA
U.S.A.
'90



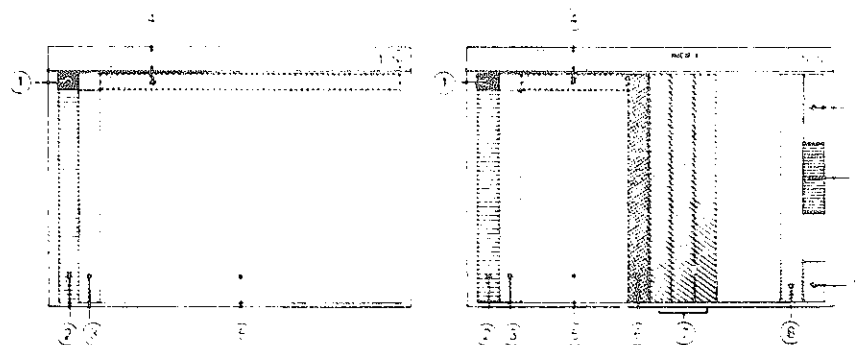
MA39-0-10001-20000

Feb. '92 (FINAL)
Catalog No. AU-NA01-07

MAZDA
© 1992 Mazda Motor Corporation

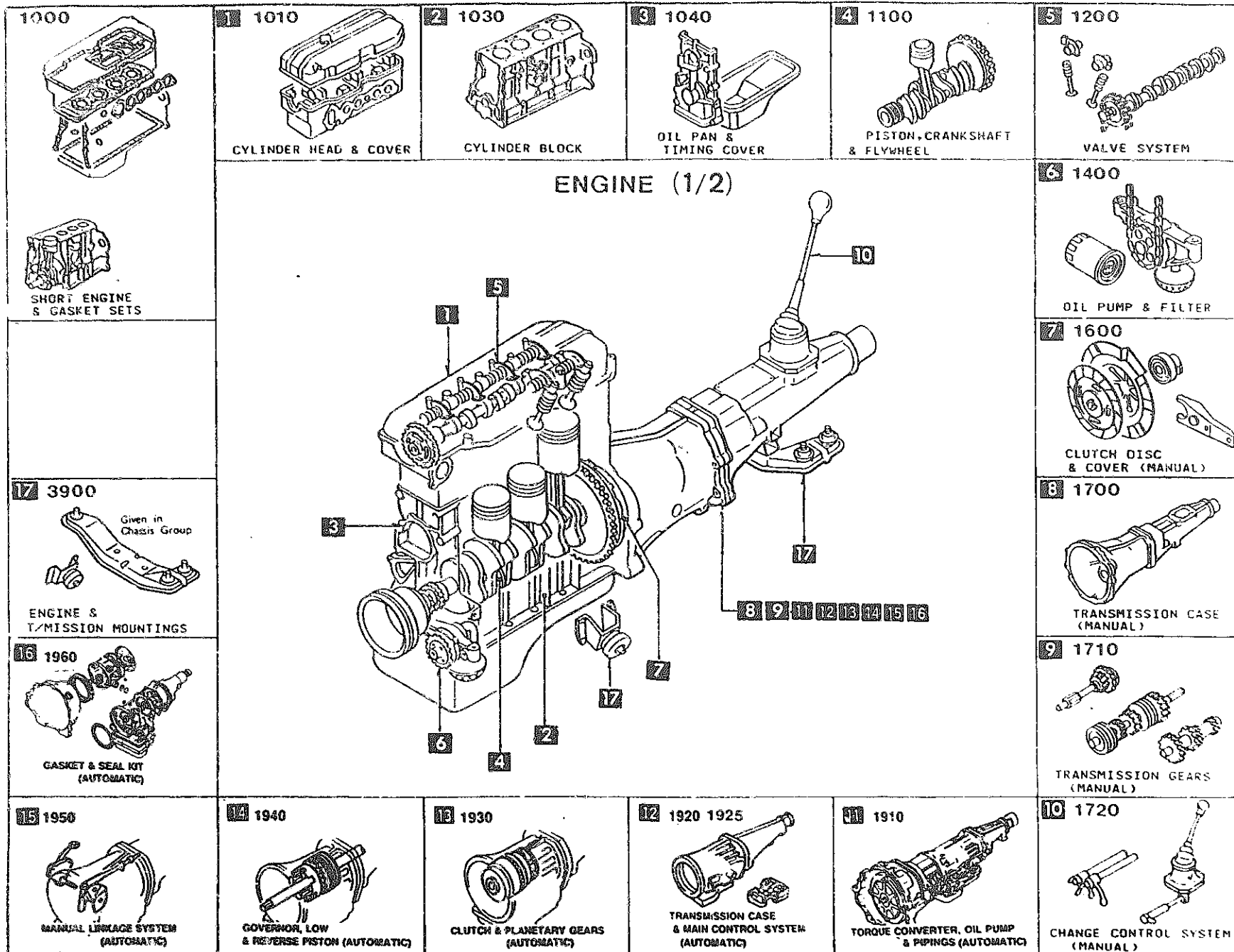
LAYOUT OF CONTENTS

- The following is a typical example of the layout of contents for Mazda microfiche parts cards.



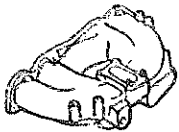

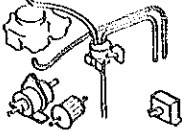
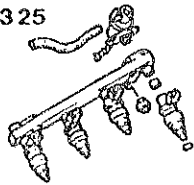
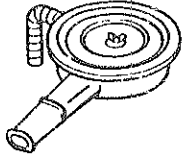
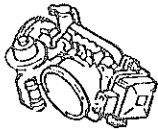
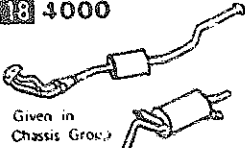
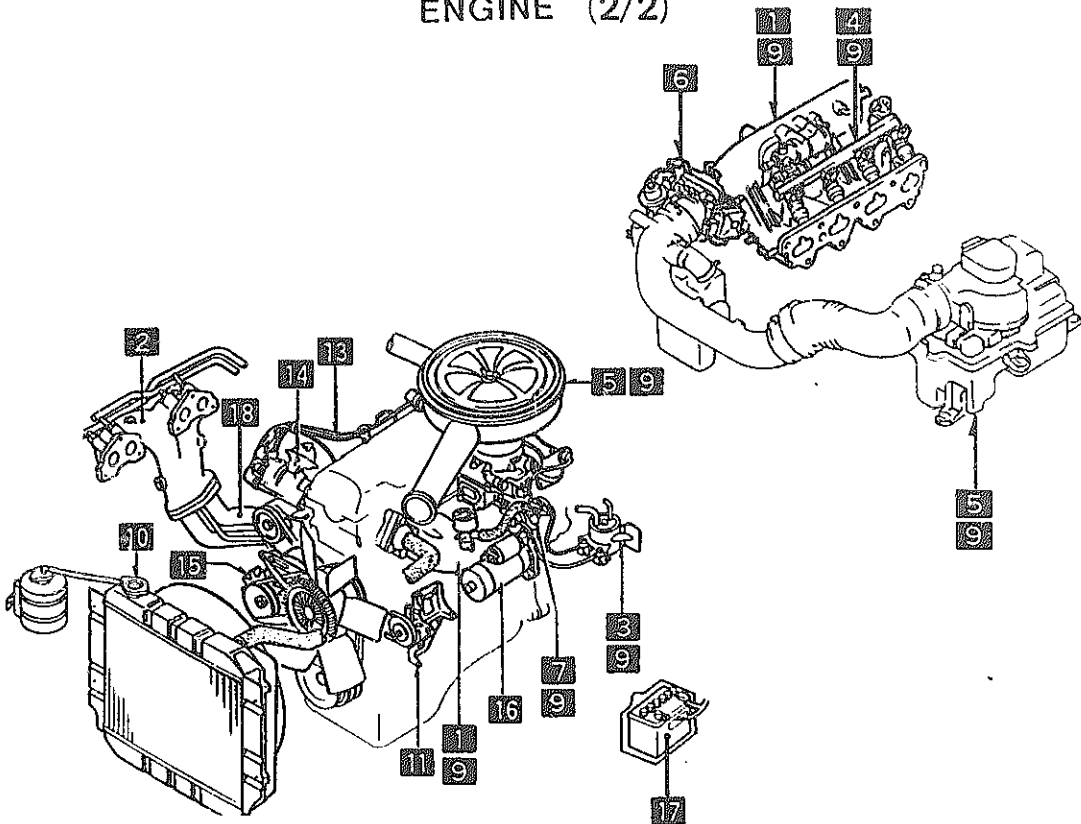
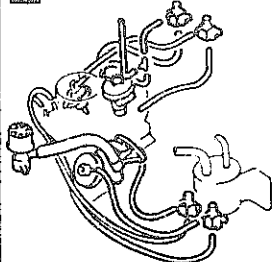
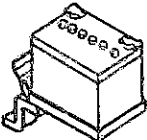


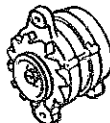

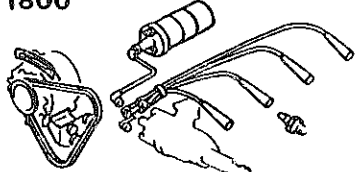
- ① - Layout of contents
- ② - Pictorial Index
- ③ - Master Section No. Index
- ④ - Section No. Index for the Column
- ⑤ - Illustration & Text
- ⑥ - Part No. Index
- ⑦ - Alphabetical Index
- ⑧ - Model Identification
- ⑨ - Vehicle Identification System

PICTORIAL INDEX



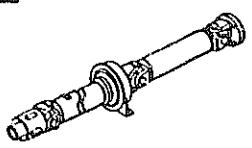



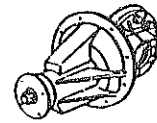
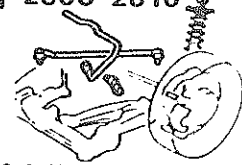
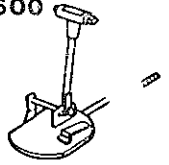
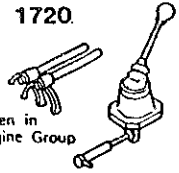
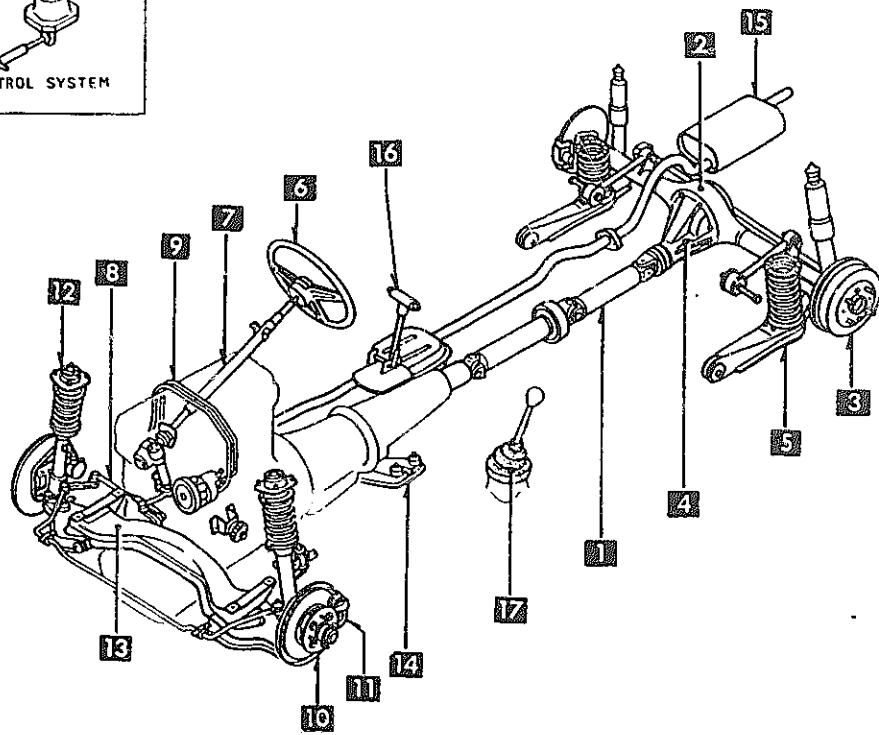
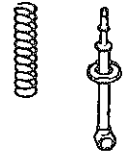
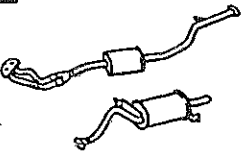
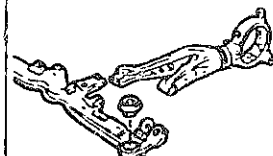
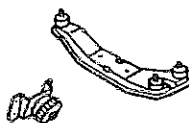

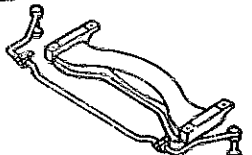


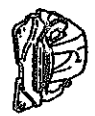
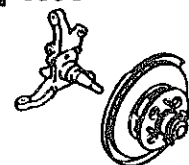
As this illustration is prepared to be applicable to all models, some parts are different in specifications from the parts listed in this parts Catalog.

PICTORIAL INDEX

<p>1 1300</p>  <p>INLET MANIFOLD</p>	<p>2 1310</p>  <p>EXHAUST MANIFOLD</p>	<p>3 1320</p>  <p>FUEL SYSTEM</p>	<p>4 1325</p>  <p>FUEL DISTRIBUTOR</p>	<p>5 1330</p>  <p>AIR CLEANER</p>	<p>6 1364</p>  <p>THROTTLE BODY</p>
<p>13 4000</p>  <p>Given in Chassis Groc.)</p> <p>EX. SYSTEM</p>	<p>ENGINE (2/2)</p> 				<p>7 1370</p>  <p>EMISSION CONTROL SYSTEM (INLET SIDE)</p>
<p>17 1850</p>  <p>BATTERY</p>					<p>8</p>
<p>16 1840</p>  <p>STARTER</p>					<p>9 1399</p>  <p>CAP & HOSE CLIP 'INLET & EXHAUST SIDE'</p>
<p>15 1830</p>  <p>ALTERNATOR</p>					<p>10 1500</p>  <p>COOLING SYSTEM</p>
<p>14</p>					<p>12 1800</p>  <p>ENGINE ELECTRICAL SYSTEM</p>



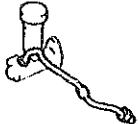
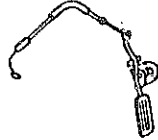

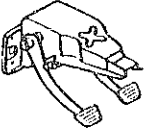
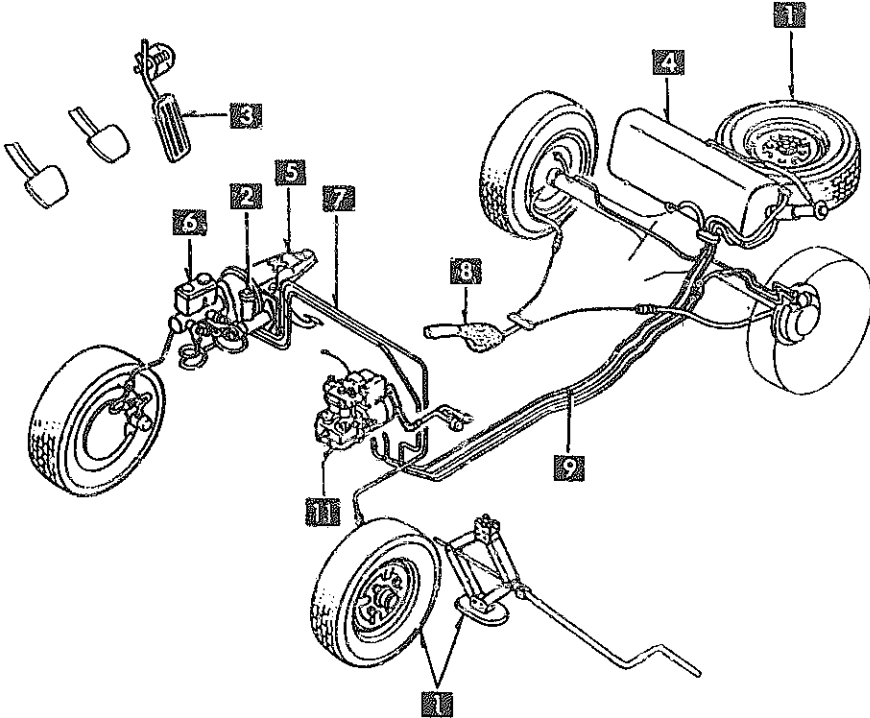
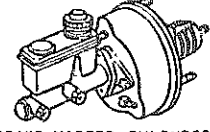




As this illustration is prepared to be applicable to all models, some parts are different in specifications from the parts listed in this parts Catalog.

PICTORIAL INDEX

<p>1 2505</p>  <p>REAR PROPELLER SHAFT</p>	<p>2 2550</p>  <p>REAR DRIVE SHAFTS</p>	<p>2600</p>  <p>REAR AXLE</p>	<p>3 2610</p>  <p>REAR BRAKE MECHANISMS</p>	<p>4 2710</p>  <p>REAR DIFFERENTIALS</p>	<p>5 2800 2810</p>  <p>REAR SUSPENSION MECHANISMS REAR STABILIZER</p>
<p>16 4600</p>  <p>CHANGE CONTROL SYSTEM (AUTOMATIC)</p>	<p>17 1720</p> <p>Given in Engine Group</p>  <p>CHANGE CONTROL SYSTEM (MANUAL)</p>	<h2 style="margin: 0;">CHASSIS (1/2)</h2> 			<p>2801</p>  <p>REAR SPRING & DAMPER</p>
<p>15 4000</p>  <p>EXHAUST SYSTEM</p>				<p>2830</p>  <p>REAR LOWER ARMS & SUB FRAME</p>	
<p>14 3900</p>  <p>ENGINE & TRANSMISSION MOUNTINGS</p>				<p>6 3200</p>  <p>STEERING WHEEL</p>	
<p>13 3410</p>  <p>CROSSMEMBER & STABILIZER</p>				<p>7 3210</p>  <p>STEERING COLUMN & SHAFTS</p>	
<p>12 3401</p>  <p>FRONT SPRING & DAMPER</p>				<p>11 3310</p>  <p>FRONT BRAKE MECHANISMS</p>	<p>10 3300</p>  <p>FRONT AXLE</p>



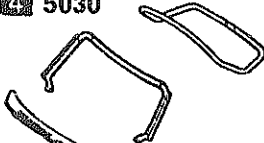
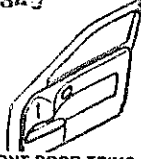


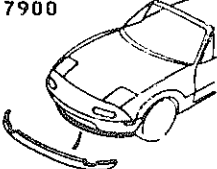
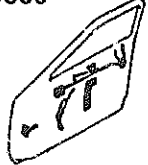
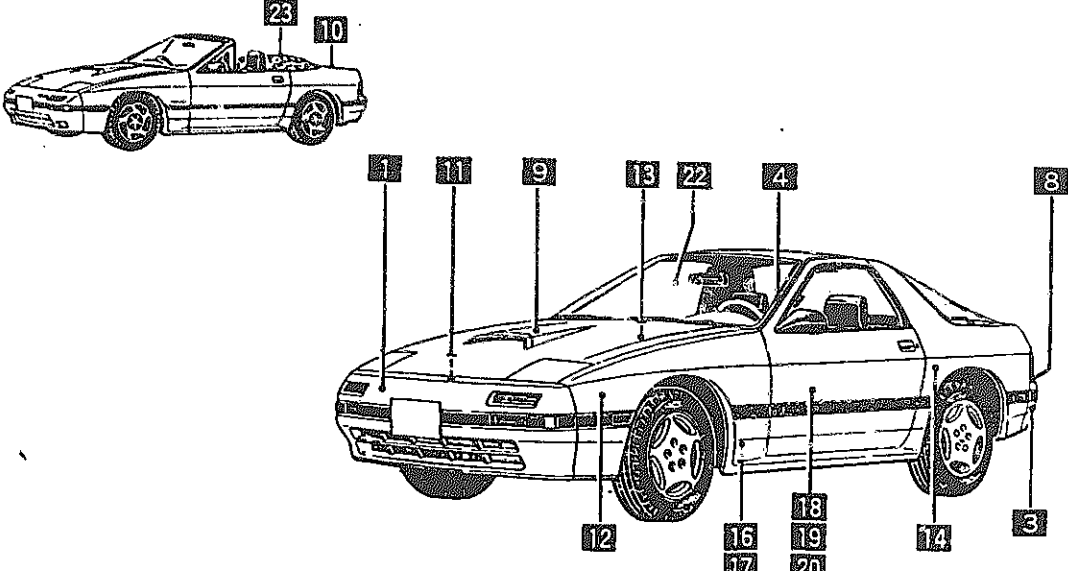
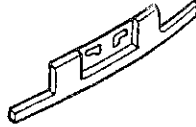
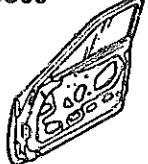
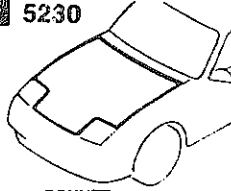


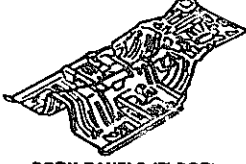
As this illustration is prepared to be applicable to all models, some parts are different in specifications from the parts listed in this parts Catalog

PICTORIAL INDEX

<p>1 3700</p>  <p>TIRES & JACK</p>	<p>2 4140</p>  <p>CLUTCH RELEASE & MASTER CYLINDERS (MANUAL TRANSMISSION)</p>	<p>4145</p>  <p>CLUTCH PIPINGS (MANUAL TRANSMISSION)</p>	<p>3 4160</p>  <p>ACCELERATOR CONTROL SYSTEM</p>	<p>4 4200</p>  <p>FUEL TANK</p>	<p>5 4300</p>  <p>CLUTCH & BRAKE PEDALS</p>
<p>CHASSIS (2/2)</p> 					
<p>6 4340</p>  <p>BRAKE MASTER CYLINDER & POWER BRAKE</p> <p>7 4360</p>  <p>BRAKE PIPINGS</p> <p>8 4400</p>  <p>PARKING BRAKE SYSTEM</p> <p>9 4500</p>  <p>FUEL PIPINGS</p> <p>11 4370</p>  <p>ANTILOCK BRAKE SYSTEM</p>					

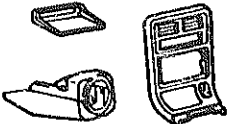
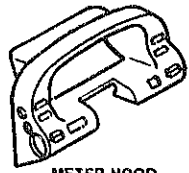
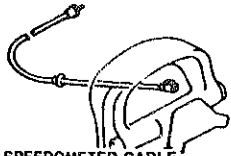
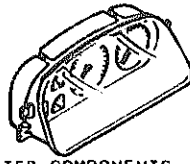
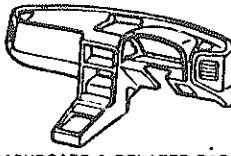
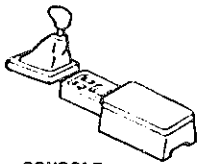
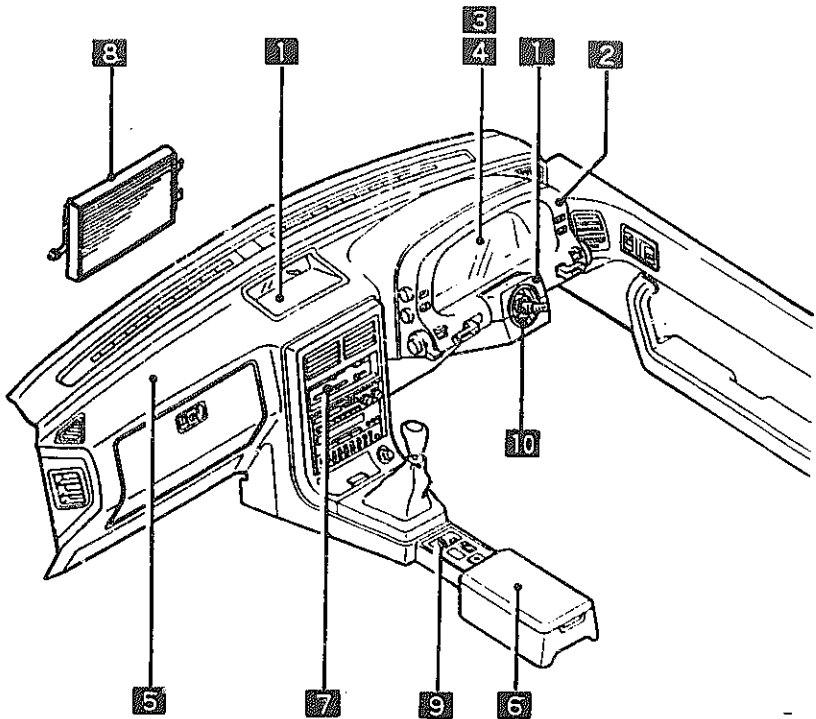




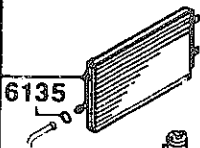

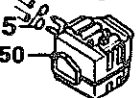
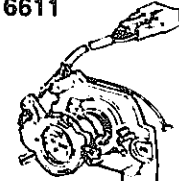

As this illustration is prepared to be applicable to all models, some parts are different in specifications from the parts listed in this parts Catalog.

PICTORIAL INDEX

<p>11 5000</p>  <p>FRONT BUMPER</p>	<p>12</p>	<p>13 5010</p>  <p>REAR BUMPER</p>	<p>14 5030</p>  <p>WINDOW MOULDING & COWL GRILLES</p>	<p>15</p>	<p>16</p>
<p>17 5649</p>  <p>FRONT DOOR TRIMS & RELATED PARTS</p>	<p>18</p>	<p>19 6300</p>  <p>WINDOW GLASSES</p>	<p>20 6330</p>  <p>SUNROOF</p>	<p>21 7900</p>  <p>ACCESSORIES</p>	<p>22</p>
<p>23 5830</p>  <p>FRONT DOOR MECHANISMS</p>	<p style="text-align: center;">BODY (2/4)</p> 				<p>23 5180</p>  <p>REAR FINISHER</p>
<p>24 5800</p>  <p>FRONT DOORS</p>					<p>25 5230</p>  <p>BONNET</p>
<p>26 5390 5380</p>  <p>FLOOR ATTACHMENTS</p>					<p>27 5260</p>  <p>TRUNK LID</p>
<p>28 5370</p>  <p>BODY PANELS (FLOOR)</p>					<p>29</p>

As this illustration is prepared to be applicable to all models, some parts are different in specifications from the parts listed in this parts Catalog

PICTORIAL INDEX

<p>1 5500</p>  <p>DASHBOARD EQUIPMENTS</p>	<p>2 5520</p>  <p>METER HOOD</p>	<p>3 5530</p>  <p>SPEEDOMETER CABLE</p>	<p>4 5540</p>  <p>METER COMPONENTS</p>	<p>5 5560</p>  <p>DASHBOARD & RELATED PARTS</p>	<p>6 5570</p>  <p>CONSOLE</p>		
<p>BODY (3/4)</p> 						<p>7</p>  <p>6120</p>  <p>6100</p>  <p>6110</p>  <p>6115 HEATER</p>	
						<p>8 6130</p>  <p>6135</p>  <p>6140</p>  <p>6135 6150</p> <p>AIR CONDITIONER</p>	
						<p>10 6611</p>  <p>COMBINATION SWITCH</p>	<p>9 6610</p>  <p>DASHBOARD SWITCHES</p>

As this illustration is prepared to be applicable to all models, some parts are different in specifications from the parts listed in this parts Catalog

SECTION NAME INDEX (ENGINE)

LD.NO	SEC.NO	SECTION NAME	LD.NO	SEC.NO	SECTION NAME	LD.NO	SEC.NO	SECTION NAME
1-C03	1000	SHORT ENGINE & GASKET SETS						
1-D03	1010	CYLINDER HEAD & COVER						
1-G03	1030	CYLINDER BLOCK						
1-I03	1040	OIL PAN & TIMING COVER						
1-K03	1100	PISTON, CRANKSHAFT & FLYWHEEL						
1-N03	1200	VALVE SYSTEM						
1-D04	1300	INLET MANIFOLD						
1-EG4	1310	EXHAUST MANIFOLD						
1-F04	1320	FUEL SYSTEM						
1-H04	1325	FUEL DISTRIBUTOR						
1-I04	1330	AIR CLEANER						
1-K04	1364	THROTTLE BODY						
1-L04	1370	EMISSION CONTROL SYSTEM (INLET SIDE)						
1-M04	1399	CAP & HOSE CLIP (INLET & EXHAUST SIDE)						
1-N04	1400	OIL PUMP & FILTER						
1-C05	1500	COOLING SYSTEM						
1-G05	1580	BRACKET, PULLEY & BELT						
1-E06	1600	CLUTCH DISC & COVER (MANUAL)						
1-D06	1700	TRANSMISSION CASE (MANUAL)						
1-E06	1710	TRANSMISSION GEARS (MANUAL)						
1-J06	1720	CHANGE CONTROL SYSTEM (MANUAL)						
1-M06	1800	ENGINE ELECTRICAL SYSTEM						
1-C07	1830	ALTERNATOR						
1-E07	1840	STARTER						
1-G07	1850	BATTERY						
1-H07	1910	TORQUE CONVERTER, OIL PUMP & PIPINGS (AUTOMATIC)						
1-K07	1920	TRANSMISSION CASE & MAIN CONTROL SYSTEM (AUTOMATIC)						
1-E08	1925	CONTROL VALVE (AUTOMATIC)						
1-I08	1930	CLUTCHES & PLANETARY GEARS (AUTOMATIC)						
1-D09	1940	GOVERNOR, LOW & REVERSE PISTON (AUTOMATIC)						
1-G09	1950	MANUAL LINKAGE SYSTEM (AUTOMATIC)						
1-I09	1960	GASKET & SEAL KIT (AUTOMATIC)						

CATLOG-NO= AUNA01-07

DATE. 1992-02

SECTION NAME INDEX (CPASSIS)

LO.NO	SEC.NO	SECTION NAME	LO.NO	SEC.NO	SECTION NAME	LO.NO	SEC.NO	SECTION NAME
1-C11	2505	REAR PROPELLER SHAFT	1-J16	4400	PARKING BRAKE SYSTEM			
1-D11	2550	REAR DRIVE SHAFT	1-L16	4500	FUEL PIPINGS			
1-E11	2600	REAR AXLE	2-C03	4600	CHANGE CONTROL SYSTEM (AT)			
1-F11	2610	REAR BRAKE MECHANISMS						
1-H11	2710	REAR DIFFERENTIALS (NORMAL DIFF.)						
1-L11	2710 A	REAR DIFFERENTIALS (LIMITED SLIP DIFF.)						
1-D12	2800	REAR SUSPENSION MECHANISMS						
1-E12	2801	REAR SPRING & DAMPER						
1-F12	2810	REAR STABILIZER						
1-G12	2830	REAR LOWER ARMS & SUB FRAME						
1-I12	3200	STEERING WHEEL						
1-L12	3210	STEERING COLUMN & SHAFTS						
1-M12	3220	STEERING GEAR (W/O POWER STEERING)						
1-C13	3220 A	STEERING GEAR (W/ POWER STEERING)						
1-F13	3240	POWER STEERING SYSTEM						
1-H13	3300	FRONT AXLE						
1-I13	3310	FRONT BRAKE MECHANISMS						
1-K13	3400	FRONT SUSPENSION MECHANISMS						
1-M13	3401	FRONT SPRING & DAMPER						
1-N13	3410	CROSSMEMBER & STABILIZER						
1-C14	3700	TIRES & JACK						
1-C15	3900	ENGINE & T/MISSION MOUNTINGS						
1-D15	4000	EXHAUST SYSTEM						
1-F15	4140	CLUTCH RELEASE & MASTER CYLINDERS (MANUAL TRANSMISSION)						
1-G15	4145	CLUTCH PIPINGS (MANUAL TRANSMISSION)						
1-H15	4160	ACCELERATOR CONTROL SYSTEM						
1-I15	4200	FUEL TANK						
1-M15	4300	CLUTCH & BRAKE PEDALS (MANUAL TRANSMISSION)						
1-D16	4300A	BRAKE PEDALS (AUTOMATIC TRANSMISSION)						
1-F16	4340	BRAKE MASTER CYLINDER & POWER BRAKE						
1-H16	4360	BRAKE PIPINGS						

CATLOG-NO= AUNA01-07

DATE. 1992-02

SECTION NAME INDEX (BODY)

LO.NO	SEC.NO	SECTION NAME	LO.NO	SEC.NO	SECTION NAME	LO.NO	SEC.NO	SECTION NAME
2-C05	0900	KEY SETS	2-E12	6115	HEATER CONTROLS COMPONENTS	3-C03	7900	ACCESSORIES
2-E05	5000	FRONT BUMPER	2-F12	6120	HEATER BLOWER COMPONENTS			
2-H05	5010	REAR BUMPER	2-G12	6130	AIR CONDITIONER			
2-J05	5030	WINDOW MOULDING & COWL GRILLES	2-K12	6135	O RING SET,PIPING			
2-L05	5100	HEAD LAMPS	2-L12	6140	COMPRESSOR COMPONENTS (AIR CON DITIONER)			
2-M05	5103	HEAD LAMP RETRACTORS	2-N12	6150	COOLING UNIT (AIR CONDIIIONER)			
2-D06	5105	FRONT COMBINATION LAMPS	2-C13	6300	WINDOW GLASSES			
2-F06	5110	REAR COMBINATION LAMPS	2-D13	6330	SUNROOF			
2-I06	5120	LICENSE LAMPS	2-M13	6600	SWITCHES & RELAYS (ENGINE)			
2-J06	5180	REAR FINISHER	2-D14	6610	DASHBOARD SWITCHES			
2-L06	5230	BONNET	2-E14	6611	COMBINATION SWITCH			
2-N06	5260	TRUNK LID	2-F14	6630	RELAYS & UNIT (BODY)			
2-D07	5310	BODY PANELS (FRONT)	2-G14	6635	DOOR SWITCH & HORNS			
2-E07	5320	BODY PANELS (FENDER & WHEEL AP RON)	2-H14	6640	AUTO CRUISE CONTROL SYSTEM			
2-H07	5330	BODY PANELS (DASH & COWL PANEL)	2-I14	6680	AUDIO SYSTEMS (RADIO & TAPE DE CK)			
2-I07	5340	BODY PANELS (SIDE)	2-K14	6682	AUDIO SYSTEMS (ANTENNA & SPEAK ER)			
2-C08	5370	BODY PANELS (FLOOR)	2-L14	6700	WIRING HARNESSSES(FRONT & REAR)			
2-F08	5380	FLOOR ATTACHMENTS (HOLE COVERS)	2-N14	6701	WIRING HARNESSSES(ENGINE & T/MI SSION)			
2-G08	5390	FLOOR ATTACHMENTS	2-D15	6702	WIRING HARNESSSES(DASHBOARD)			
2-C09	5500	DASHBOARD EQUIPMENTS	2-E15	6703	WIRING HARNESSSES(DOOR,FLOOR/CE ILING)			
2-E09	5520	METER HOOD	2-F15	6704	WIRING HARNESS CLAMPS			
2-F09	5530	SPEEDOMETER CABLE	2-I15	6720	WINDSHIELD WASHER			
2-G09	5540	METER COMPONENTS	2-K15	6730	WINDSHIELD WIPERS			
2-I09	5560	DASHBOARD & RELATED PARTS	2-M15	6740	WIPER MOTOR COMPONENTS(FRONT)			
2-L09	5570	CONSOLE	2-N15	6820	FRONT HEADER TRIM & PILLAR TRI MS			
2-C10	5580	VENTILATOR	2-C16	6840	TRIMS & SCUFF PLATES			
2-D10	5700	SEATS	2-E16	6860	FLOOR MATS & PADS			
2-K10	5790	SEAT BELTS	2-G16	6870	SERVICE TOOLS			
2-L10	5800	FRONT DOORS	2-H16	6900	VISORS,ASSIST HANDLES & MIRROR S			
2-C11	5830	FRONT DOOR MECHANISMS	2-J16	6930	CAUTION PLATES & LABELS			
2-F11	5840	FRONT DOOR TRIMS & RELATED PAR TS	2-L16	7250	QUARTER WINDOW & TRIMS			
2-C12	6100	HEATER						
2-D12	6110	HEATER UNIT COMPONENTS						

CATLOG-NO= AUNA01-07

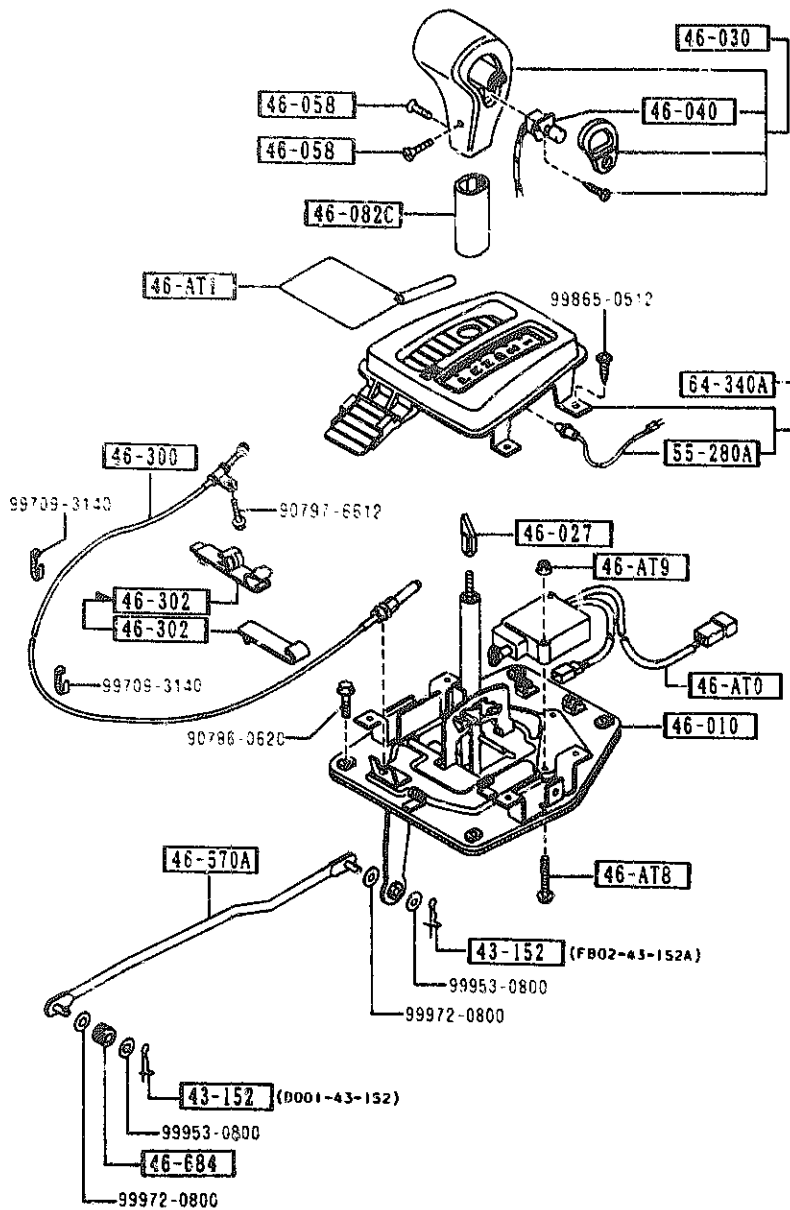
DATE. 1992-02

SECTION NAME INDEX (CHASSIS)

LO.NO	SEC.NO	SECTION NAME	LO.NO	SEC.NO	SECTION NAME	LO.NO	SEC.NO	SECTION NAME
1-C11	2505	REAR PROPELLER SHAFT	1-J16	4400	PARKING BRAKE SYSTEM			
1-D11	2550	REAR DRIVE SHAFT	1-L16	4500	FUEL PIPINGS			
1-E11	2600	REAR AXLE	2-C03	4600	CHANGE CONTROL SYSTEM (AT)			
1-F11	2610	REAR BRAKE MECHANISMS						
1-H11	2710	REAR DIFFERENTIALS (NORMAL DIFF.)						
1-L11	2710 A	REAR DIFFERENTIALS (LIMITED SLIP DIFF.)						
1-D12	2800	REAR SUSPENSION MECHANISMS						
1-E12	2801	REAR SPRING & DAMPER						
1-F12	2810	REAR STABILIZER						
1-G12	2820	REAR LOWER ARMS & SUB FRAME						
1-I12	3200	STEERING WHEEL						
1-L12	3210	STEERING COLUMN & SHAFTS						
1-M12	3220	STEERING GEAR (W/O POWER STEERING)						
1-C13	3220 A	STEERING GEAR (W/ POWER STEERING)						
1-F13	3240	POWER STEERING SYSTEM						
1-H13	3300	FRONT AXLE						
1-I13	3310	FRONT BRAKE MECHANISMS						
1-K13	3400	FRONT SUSPENSION MECHANISMS						
1-M13	3401	FRONT SPRING & DAMPER						
1-N13	3410	CROSSMEMBER & STABILIZER						
1-C14	3700	TIRES & JACK						
1-C15	3900	ENGINE & T/MISSION MOUNTINGS						
1-D15	4000	EXHAUST SYSTEM						
1-F15	4140	CLUTCH RELEASE & MASTER CYLINDERS (MANUAL TRANSMISSION)						
1-G15	4145	CLUTCH PIPINGS (MANUAL TRANSMISSION)						
1-H15	4160	ACCELERATOR CONTROL SYSTEM						
1-I15	4200	FUEL TANK						
1-M15	4300	CLUTCH & BRAKE PEDALS (MANUAL TRANSMISSION)						
1-D16	4300A	BRAKE PEDALS (AUTOMATIC TRANSMISSION)						
1-F16	4340	BRAKE MASTER CYLINDER & POWER BRAKE						
1-H16	4360	BRAKE PIPINGS						

CATLOG-NO= AUMAD1-07

DATE. 1992-02

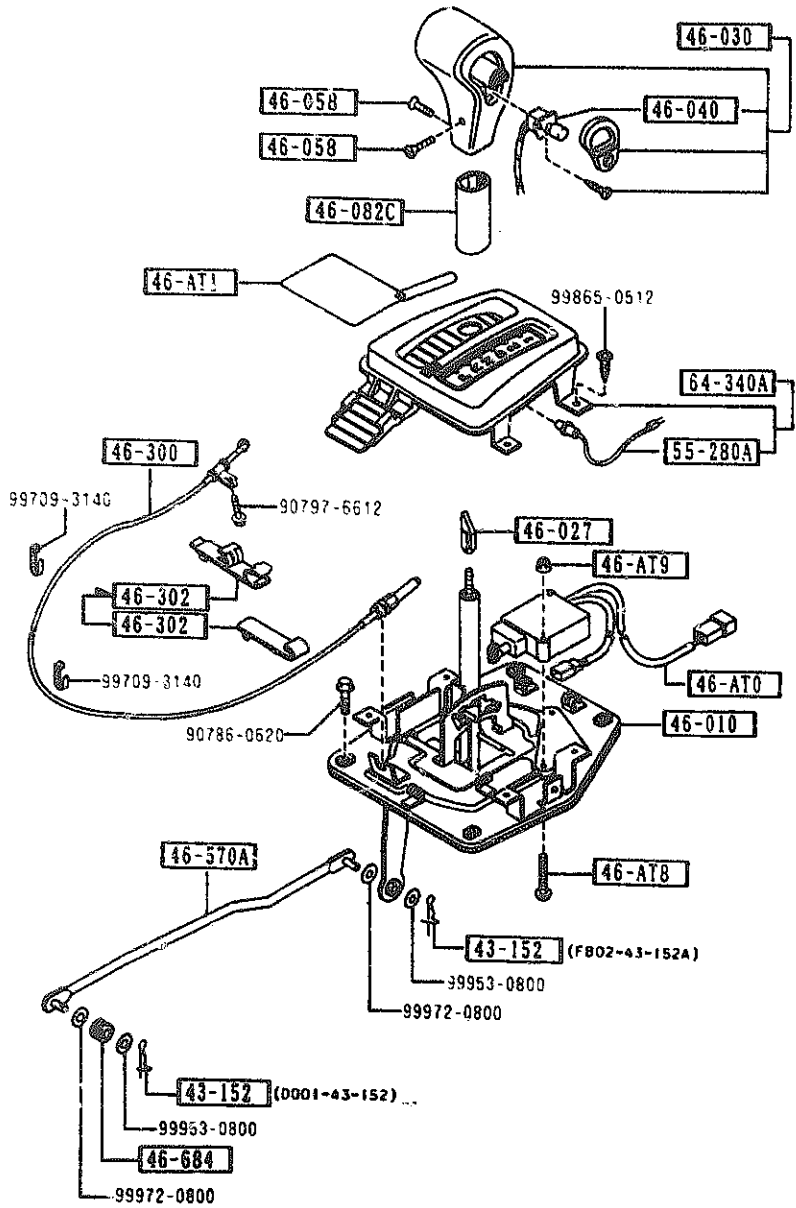


PART NO.	QTY	MODEL/RESTRICTION	MODEL/RESTRICTION	MODEL/RESTRICTION	FROM TO
43-152		PIN, SNAP			
0001-43-152	1				
FB02-43-152A	1				
46-AT0		ACTUATOR, SHIFT LOCK			
NA03-46-AT0A	1				
46-AT1		TAG, CAUTION-CHANGE			
GN52-46-AT1B	1				
46-AT8		SCREW			
H338-46-AT8	2				
46-AT9		NUT			
H338-46-AT9	2				
46-010		LEVER, SELECT			
NA03-46-100C A (NA03-46-100E)	1				-0402
NA03-46-100E	1				0402-
46-027		CAM, CHANGE LEVER			
H338-46-027	1				
46-030		KNOB, CHANGE LEVER			
NA03-46-030A A (NA03-46-030B)	1				-0110
NA03-46-030B	1				0110-
46-040		SWITCH, OVER DRIVE CONTROL			
NA03-46-040A A (NA03-46-040B)	1				-0110
NA03-46-040B	1				0110-
46-058		SCREW, CHANGE LEVER KNOB			
FB02-46-058C	2				
46-082C		COVER, SELECT LEVER			
NA03-46-088	1				
46-300		CABLE, INTER LOCK			

0110 NA35MH-133859
0402 NA35MH-146561

4600 CHANGE CONTROL SYSTEM (AT)

4600 -2 CHANGE CONTROL SYSTEM (AT)



PART NO.	QTY	MODEL/RESTRICTION	MODEL/RESTRICTION	MODEL/RESTRICTION	FROM-TO
CDNT'D NA03-46-300A AN (NA03-46-300B)	1				-0101
NA03-46-300B	1				0101-
46-302		CLIP			
NA03-46-302	1				-0501
NA16-46-302	1				0501-
46-570A		ROD, SELECTOR-REAR			
NA03-46-570	1				
46-684		BUSH			
1015-46-684A	1				
55-280A		BULB & SOCKET			
NA03-55-280A	1				
64-340A		INDICATOR			
NA03-64-350B A (NA03-64-350C)	1				-0110
NA03-64-350C	1				0110-

0101 NA39HW-133591
0110 NA39HW-133859
0501 NA39HW-150679